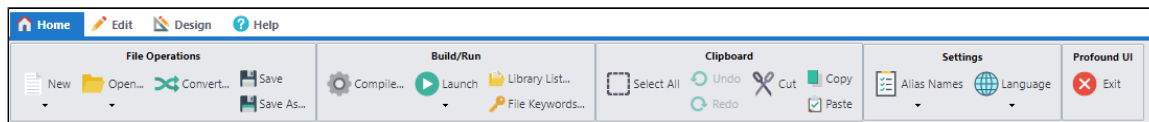


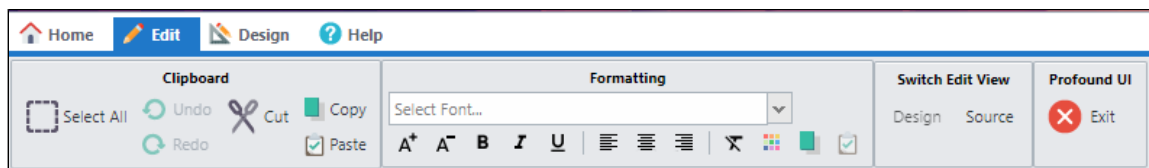
The Ribbon

The Ribbon, located at the very top of the visual designer, provides a set of toolbars that offer functionality based on the context you are working on. You will use The Ribbon for tasks, such as opening files, saving, compiling, launching, and more.

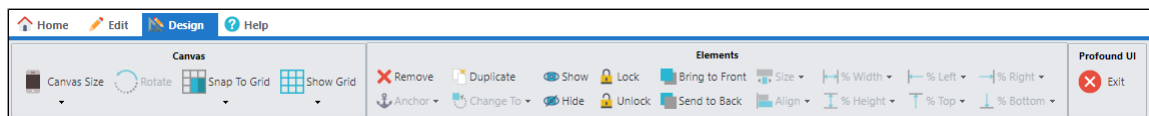
The **Home** tab provides the file, build, and clipboard options.



The **Edit** tab also has the clipboard options along with text formatting options. *Switch Edit View* allows you to switch between the Visual Designer and the source code editor.



The **Design** tab provides options for the canvas and your elements.



The **Help** tab provides a variety of links to resources to help you on your way to completing your tasks.

